

CHELSEA CREEK

the
Wanderlust

SHOWHOME

AT
Westwood House

INTERIOR DESIGNED
BY
L U C A R N A
DESIGN

An architectural rendering of a modern residential development named Chelsea Creek. The image shows a long, multi-story building with a mix of light-colored stone and dark brick facades. Each floor has large windows and balconies with black metal railings. Many balconies are decorated with potted plants. In the foreground, a small canal flows under a modern, curved metal bridge. People are walking on the bridge and on a paved promenade next to the canal. There are trees and landscaped gardens along the waterway. The sky is clear and blue.

*Chelsea Creek brings a
characteristically European
style of waterside living to
Central London.*

Award-winning architectural practice Squire and Partners looked to Amsterdam and Copenhagen for inspiration. Bright, contemporary apartments overlooking restful canal waterways and tree-lined promenades offer a refreshingly distinctive urban lifestyle.

Discover peace and tranquillity away from fast-paced life. Over half of Chelsea Creek is dedicated to carefully considered open spaces, such as landscaped gardens, lawns and flowerbeds. Wander down tree-lined avenues and walk over beautifully designed bridges to enjoy the meandering waterways unique to Chelsea Creek.

L U C A R N A

DESIGN

Lucarna Design is a prestigious and experienced design studio based in the heart of London, where stylish, bespoke interiors are created for the world's most exclusive residences.

Their attention to detail and commitment to building solid relationships, have earned Lucarna an impressive reputation within the prime and super-prime property industry across the United Kingdom and internationally.

Their design team develop and design every element of their client's homes to ensure that each space is unique, functional and aesthetically pleasing.

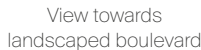


the Wanderlust

SHOWHOME

A T

Westwood House



LIVING / DINING	3.78M X 7.46M	12' 5" X 24' 6"
KITCHEN	3.09M X 2.92M	10' 2" X 9' 7"
BEDROOM 1	3.71M X 3.35M	12' 2" X 11' 0"
BEDROOM 2 / STUDY	3.11M X 3.50M	10' 2" X 11' 6"
BALCONY	6.09 SQ M	66 SQ FT

TOTAL INTERIOR AREA		TOTAL EXTERIOR AREA	
80.29 SQ M	864 SQ FT	6.09 SQ M	66 SQ FT

 Washing machine Integrated fridge freezer 4 ring hob Cupboard Utility room TV Privacy screen

Floorplan shown is for approximate measurements only. Exact layouts and sizes may vary. All measurements may vary within a tolerance of 5%. The dimensions are not intended to be used for carpet sizes, appliance sizes or items of furniture.

Your attention is drawn to the fact that in rare circumstances it may not be possible to obtain the exact products or materials referred to in the specification. St George reserves the right to alter, amend or update the specification, which may include changes in the colour, material and/or brand specified. In such cases, a similar alternative will be provided. St George reserves the right to make these changes as required. A number of choices and options are available to personalise your home. Choices and options are subject to timeframes, availability and change.

[Click here to view gallery >](#)



the design

THE STYLE

Lucarna sourced inspiration from the artist James Turrell, and the landscapes of California, with the concept designed to evoke the sense of light-filled Californian days.

Lucarna aimed to create a feeling of being transported to California when entering the apartment, reminiscent of a luxurious getaway. The idea of bringing the outdoors indoors is in perfect harmony with Chelsea Creek, as over half of it is dedicated to open spaces, with landscaped gardens, lawns and flowerbeds, tree-lined avenues, footbridges and meandering waterways offering a unique urban experience.

Araminta Louis, Interior Designer at Lucarna, says; “We have looked to create serenity in each space, balancing the familiar with the unexpected to create something that is not only eye-catching and unique, but ultimately warm and inviting.”










COMBINING THE OLD AND THE NEW

A standout, bespoke sustainable dining table is a centrepiece for the reception room, paired with a one-of-a-kind sky-blue faux leather bench.

The living area feels sunny and warm with an oversized pink chandelier that is both vintage and modern at the same time, taking centre stage.



Vintage pieces, such as the quirky flower wall lights from the 1960's add style and individuality while also focusing on sustainability.





Photography is of The Wanderlust Showhome and is indicative only




LIGHT-FILLED CALIFORNIAN DAYS

The walls are painted in a beautiful blue hue, which replicates the Californian sky. The colour “Hazy” is part of Farrow & Ball’s collaboration with Californian based celebrity Interior Designer Kelly Wearstler.

Soothing tones of Californian sunsets and warm Pacific seas, offset with vibrant artwork, set the soul of this beautiful apartment. The oversized artwork throughout adds a pop of colour and a sense of exploration.

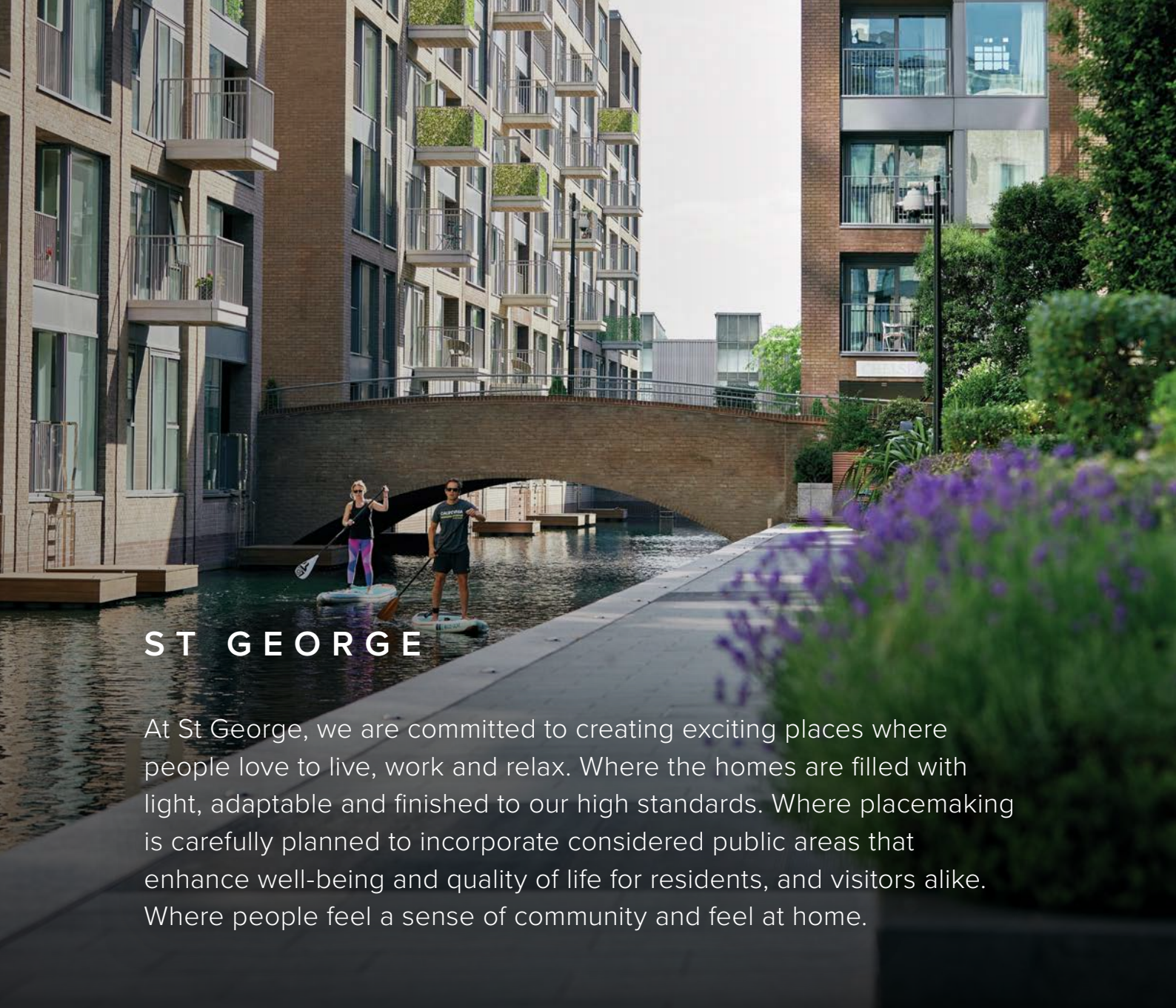
The media unit has block colour divides – warm yellow to complement the voiles, which are a pink gradient down into yellow, to give the effect of sun coming through from the balcony.

Photography is of The Wanderlust Showhome and is indicative only



Soothing tones of Californian sunsets and warm Pacific seas, offset with vibrant artwork.



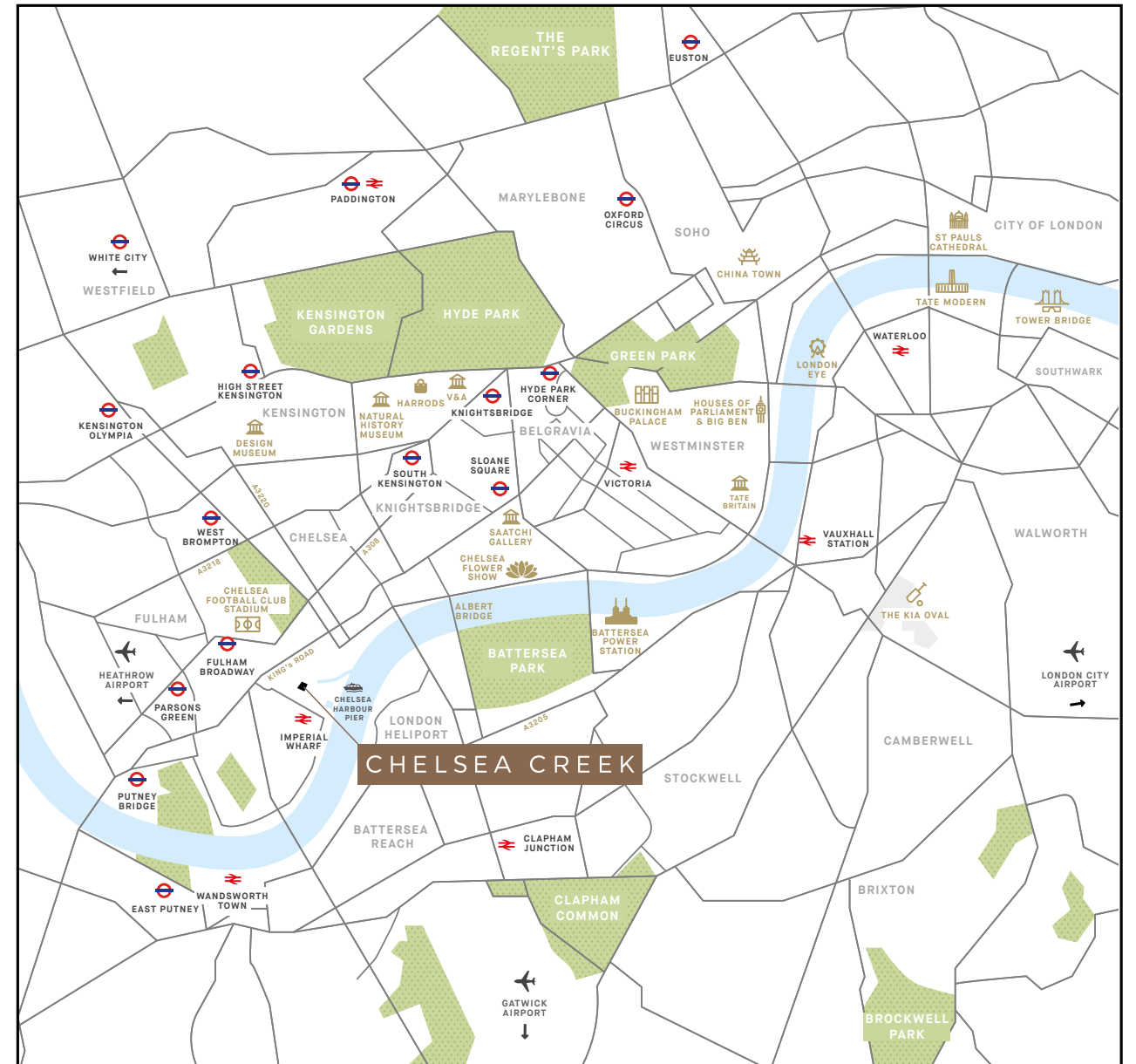


ST GEORGE

At St George, we are committed to creating exciting places where people love to live, work and relax. Where the homes are filled with light, adaptable and finished to our high standards. Where placemaking is carefully planned to incorporate considered public areas that enhance well-being and quality of life for residents, and visitors alike. Where people feel a sense of community and feel at home.

ST GEORGE PROJECTS

We specialise in high quality mixed-use regeneration projects across the capital. Our portfolio stretches from colourful and vibrant Camden Town to the sophisticated streets of Chelsea, the green boroughs of Wandsworth to the iconic and historic City of London. We strive to deliver sustainable new developments across some of London's most desirable locations. Our wide mix of locations, whatever your requirements, are available to explore today.



CHELSEA CREEK SALES AND MARKETING SUITE

Chelsea Creek, 9 Park Street, London SW6 2FS
T +44 (0) 20 7610 9693
E sales@chelseacreek.co.uk

Click [here](#) to visit our website



The information in this document is indicative and is intended to act as a guide only as to the finished product. Accordingly, due to the St George policy of continuous improvement, the finished product may vary from the information provided. It may not be possible to provide the exact materials as referred to in the brochure. In such cases a suitable alternative will be provided. St George reserves the right to make these changes as required. These particulars should not be relied upon as statements of fact or representations and applicants must satisfy themselves by inspection or otherwise as to their correctness. This information does not constitute a contract or warranty. The dimensions given on plans are subject to minor variations and are not intended to be used for carpet sizes, appliance sizes or items of furniture. Chelsea Creek and The Wanderlust are marketing names and will not necessarily form part of the approved postal address. Applicants are advised to contact St George to ascertain the availability of any particular property. Map is not to scale and shows approximate locations only. January 2023.

Purchasing uncompleted properties located outside Hong Kong is complicated and contains risk. You should review all relevant information and documents carefully. If in doubt, please seek independent professional advice before making a purchase decision. Planning permission number: 2018/02929/FUL. Borough/council issuing permission: London Borough of Hammersmith and Fulham. Acquiring interest: 999-year leasehold interest from June 2010.

