

CHELSEA CREEK



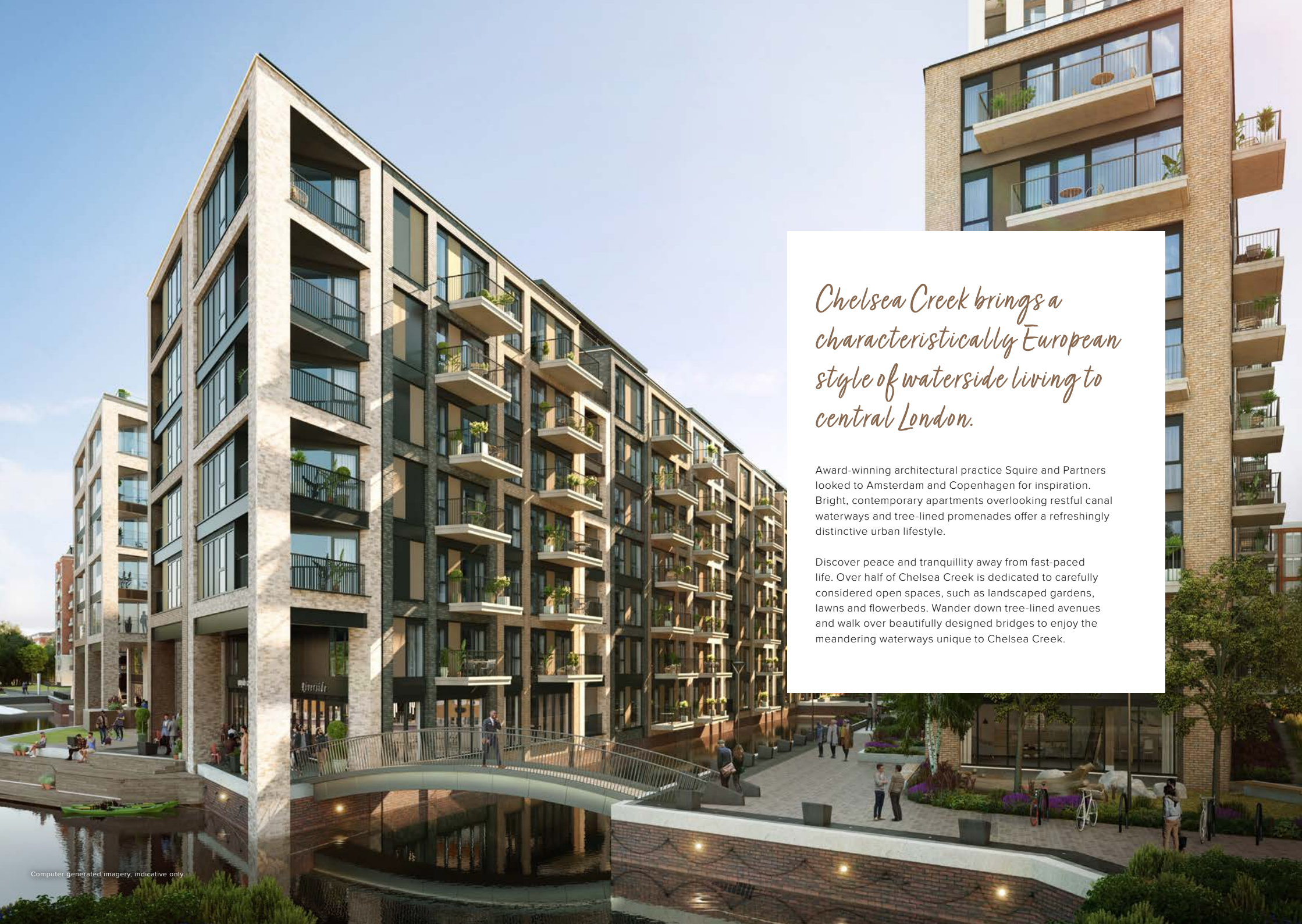
THE FRENCH RIVIERA

the
Riviera

SHOW APARTMENT

BY
ATELLIOR





Chelsea Creek brings a characteristically European style of waterside living to central London.

Award-winning architectural practice Squire and Partners looked to Amsterdam and Copenhagen for inspiration. Bright, contemporary apartments overlooking restful canal waterways and tree-lined promenades offer a refreshingly distinctive urban lifestyle.

Discover peace and tranquillity away from fast-paced life. Over half of Chelsea Creek is dedicated to carefully considered open spaces, such as landscaped gardens, lawns and flowerbeds. Wander down tree-lined avenues and walk over beautifully designed bridges to enjoy the meandering waterways unique to Chelsea Creek.


ATELLIOR

Atellior is an architecture and design studio with extensive international experience in the luxury residential and hospitality sectors.

Atellior's expertise includes designing contemporary yet timeless and elegant interiors that combined with their wealth of architectural and technical knowledge, provides a complete design service.

Not only are the studio's residential projects located within some of the most desirable London real estate – including penthouses at One Tower Bridge, Chelsea Creek and Fulham Reach – but their expertise with the leading residential developers Berkeley Homes, St James and St George span 15 years. From design of base-build interior specification to design and dressing of penthouses and sales & marketing suites, Atellior get involved in all aspects of interior design, dressing and style.

As a business, they have an innate understanding of hospitality, luxury, brands and the operation of hotels. Their wide hospitality experience includes successful interior design and architecture projects with major brands including Four Seasons, Hilton, Marriott, InterContinental Hotel Group, Park Plaza and Accor, to name a few. Atellior's current projects are widespread across Europe and range from 5-star luxury resorts to high-end residential developments.



the Riviera

FLOORPLAN



[Click here to take a virtual tour >](#)

KITCHEN/LIVING/DINING	28.9 SQ M	311 SQ FT
KITCHEN (ON ITS OWN)	9 SQ M	96.88 SQ FT
BEDROOM	13.6 SQ M	146.39 SQ FT
TOTAL INTERIOR AREA	62.2 SQ M	669.7 SQ FT
TOTAL EXTERIOR AREA	11.36 SQ M	122.3 SQ FT

Your attention is drawn to the fact that in rare circumstances it may not be possible to obtain the exact products or materials referred to in the specification. St George reserves the right to alter, amend or update the specification, which may include changes in the colour, material and/or brand specified. In such cases, a similar alternative will be provided. St George reserves the right to make these changes as required. A number of choices and options are available to personalise your home. Choices and options are subject to timeframes, availability and change.

Washing machine
 Integrated fridge freezer
 4 ring hob
 Utility room
 TV
 PS Privacy screen

Floorplan shown is for approximate measurements only. Exact layouts and sizes may vary. All measurements may vary within a tolerance of 5%. The dimensions are not intended to be used for carpet sizes, appliance sizes or items of furniture.

the design





Interior photography is of Entrance Hallway to the Riviera showhome and is indicative only

*designed as a reflection and
play of light on the surface
of the Mediterranean Sea*

ENTRANCE HALLWAY

Atellior have sourced inspiration from the lifestyle and landscapes of the South of France, with the concept designed to evoke the sense of the French Riviera.

The entrance hallway was designed to create a “getaway” feeling when entering the apartment reminiscent of a luxurious holiday. As you enter the apartment a feature piece in the form of a stunning lighting installation takes centre stage, designed as a reflection and play of light on the surface of the Mediterranean Sea. It comprises of hundreds of pieces of frosted glass with brushed brass details that reflect the light and elevate the apartment into the space.

Interior photography is of Entrance Hallway to the Riviera showhome and is indicative only



LIVING AND DINING AREA

The living and dining area benefits from soft light and was designed around the concept of bringing the outdoors in, as though you're truly living in the Côte d'Azur.

All the furniture has soft, curved, elegant forms, reminiscent of curvilinear yacht design. A pop of colour comes in the form of a turquoise velvet and chenille sofa, with a brushed brass and solid wood structure. An armchair upholstered in a deep blue suede adds a touch of glamour, whilst the bespoke brass media cabinet is framed with books that represent Mediterranean cuisine and French artists.

In perfect harmony with the media cabinet, a statement living room pendant consists of three brushed brass rings that are adorned with real mother of pearl discs – a design brought to light by British artisan Northern Lights. During the day, a home working space provides a calm and inspiring spot with a set of colourful fans handmade using Japanese Kosuke art paper containing thousands of fold. By night, a marble top dining table and dusty blue chairs create a focal point where the evening can be spent enjoying food and conversation.

Interior photography is of the Living Room in the Riviera showhome and is indicative only



the bespoke brass media cabinet is framed with books that represent Mediterranean cuisine and French artists

Interior photography is of the Living Room in the Riviera showhome and is indicative only







Interior photography is of the Bedroom in the Riviera showhome and is indicative only

BED ROOM

Fresh and botanical, the bedroom was designed to be a peaceful leafy oasis, with nature a prominent theme throughout.

The bedroom has a strong essence of summer and is centred around a magnificent 40-piece sculpture that forms part of the bedroom headboard. Developed with Luminaire Arts, each piece represents soft blossom flowers made from fine bone china and embellished with gold paint. Behind this is the feature wall which is made up of bevelled bronze mirror panels and a linen wallcovering within a brass frame. Vibrant pink and green botanical print cushions further add to the tropical feel, while the side pendants are dusty pink and smoked grey glass, hand blown by well-known British Artisans, Rothschild & Bickers.

Interior photography is of the Bedroom in the Riviera showhome and is indicative only



*a magnificent 40-piece sculpture...
each piece represents soft blossom
flowers made from fine bone china and
embellished with gold paint*



BALCONY / TERRACE

Dressing of the terrace is inspired by an outdoor dining setting in the French Riviera, with the use of turquoise (azur) tones in the table detailing, with the focus on planting and the beautiful plant inspired fabrics.

Luxurious furniture is by Vincent Shepard and the terrace is adorned with real fig and lemon trees, truly flora of the Cote d'Azur Riviera. A botanical graphic fabric armchair can be sat in whilst taking a moment to enjoy the vista and contemporary lanterns will add to the ambience as you sip cocktails at night. Trough planting is placed underneath an oversized outdoor mirror, ensuring you are truly transported to a garden in the French Riviera.

Interior photography is of the Terrace in the Riviera showhome and is indicative only



Interior photography is of the Terrace in the Riviera showhome and is indicative only



Interior photography is of the Kitchen and is indicative only

ARTWORK AND STYLING

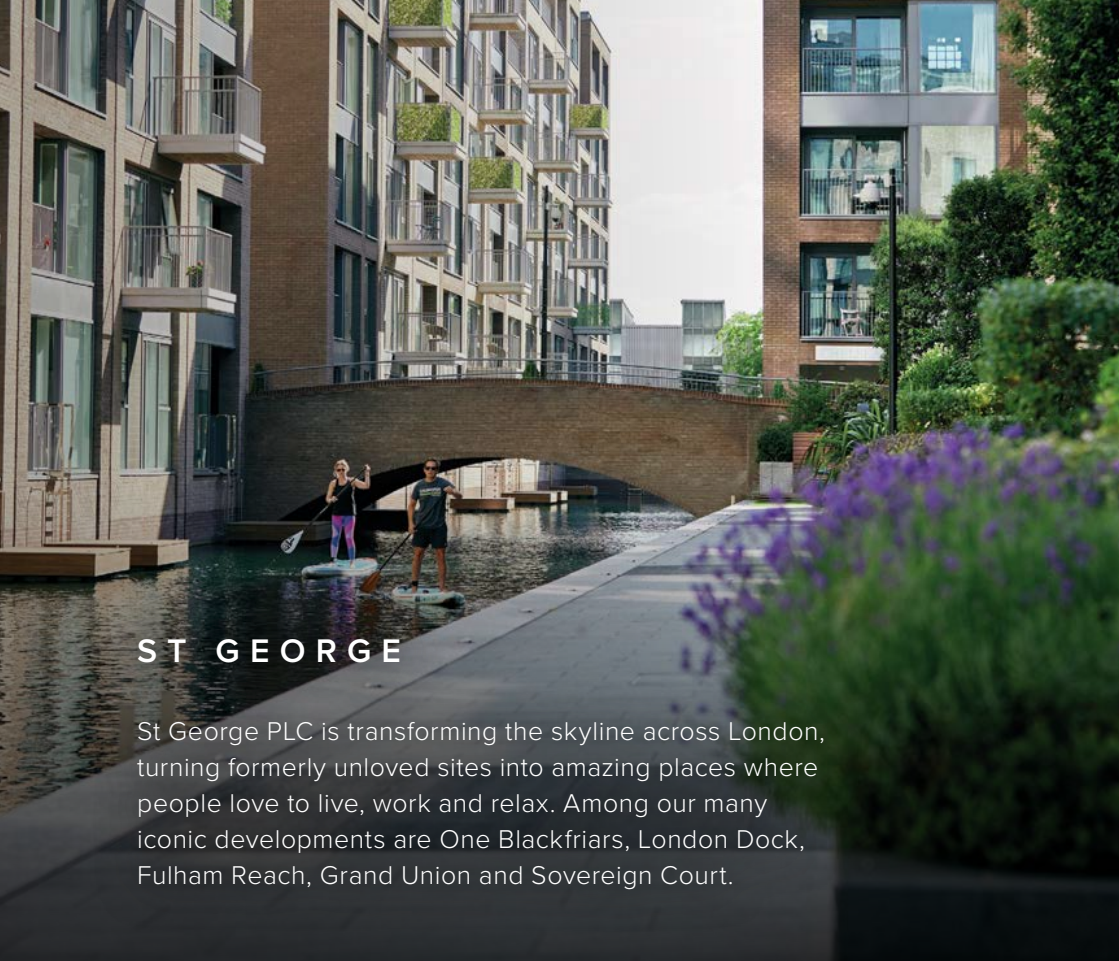
The artworks are all inspired by the lifestyle and landscapes of the South of France. All elements of art were achieved by working closely with the artists and framers at Trowbridge Gallery.

From the soft tones which contribute to the light and airy feel of the apartment, to the linen slips and white frames, all the finishing touches have been meticulously chosen to reflect the laid back glamour of the French Riviera. Inspired by artists such as Matisse who captured the magic of the landscapes through his paintings, the same colour palette has been echoed throughout this apartment to create a feeling of being on a luxurious holiday in the Mediterranean.

all the finishing touches have been meticulously chosen to reflect the laid back glamour of the French Riviera



Interior photography is of the Living Room and Bathroom in the Riviera showhome and is indicative only



ST GEORGE

St George PLC is transforming the skyline across London, turning formerly unloved sites into amazing places where people love to live, work and relax. Among our many iconic developments are One Blackfriars, London Dock, Fulham Reach, Grand Union and Sovereign Court.

ST GEORGE ACHIEVEMENTS

St George PLC has built an impressive reputation and won awards for regenerating disused parts of the capital and transforming them into vibrant communities in attractive landscaped grounds, offering on-site facilities such as fitness suites, business centres, concierge service, shops, cafés and restaurants. St George PLC specialises in quality mixed-use regeneration schemes participating in the government's 'Constructing Excellence' agenda, and was the first residential developer to be granted 'The Queen's Award for Enterprise: Sustainable Development'.



CHELSEA CREEK SALES AND MARKETING SUITE

Chelsea Creek, 9 Park Street, London SW6 2FS
T +44 (0) 20 7610 9693
E sales@chelseacreek.co.uk

Click here to visit our website ➔



The information in this document is indicative and is intended to act as a guide only as to the finished product. Accordingly, due to the St George policy of continuous improvement, the finished product may vary from the information provided. It may not be possible to provide the exact materials as referred to in the brochure. In such cases a suitable alternative will be provided. St George reserves the right to make these changes as required. These particulars should not be relied upon as statements of fact or representations and applicants must satisfy themselves by inspection or otherwise as to their correctness. This information does not constitute a contract or warranty. The dimensions given on plans are subject to minor variations and are not intended to be used for carpet sizes, appliance sizes or items of furniture. Chelsea Creek and The Riviera are marketing names and will not necessarily form part of the approved postal address. Applicants are advised to contact St George to ascertain the availability of any particular property. Map is not to scale and shows approximate locations only, April 2022. Purchasing uncompleted properties located outside Hong Kong is complicated and contains risk. You should review all relevant information and documents carefully. If in doubt, please seek independent professional advice before making a purchase decision. Planning permission number: 2018/02929/FUL. Borough/Council issuing permission: London Borough of Hammersmith and Fulham. Acquiring interest: 999-year leasehold interest from August 2010.

