

LONDON DOCK

WAPPING

*A Vibrant
Neighbourhood*



St George
Designed for life

LONDON DOCK

The Vision

London Dock is a thriving new London neighbourhood. Bringing people together through a vibrant and unique development rich in history and exceptional architecture, both new and old.

Providing **1,800** new homes and **180,000 sq ft** of commercial.

Combining the delivery and placemaking expertise of St George with world-class architect Patel Taylor, London Dock is an exceptional development, which interconnects the world famous **St Katharine Docks, Tobacco Dock, Moretown** and **Tower Bridge**.




Gauging Square



PEOPLE


47%

*of the Tower Hamlets
population is aged*
20-39



*Tower Hamlets' population
is projected to increase by*

17%
from 2018 to 2028 to
370,700

**OVER
900**

apartments sold



*Tower Hamlets is
one of London's*
**FASTEST GROWING
BOROUGHs**

*Number of
households in Tower
Hamlets projected
to increase 21% to*
160,000
by 2028

TOBACCO DOCK



500,000
visitors per year

80+

*New housing schemes,
providing*

10,000

*new homes, within a mile
radius granted permission
in the last 10 years*

LONDON DOCK



180,000sqft
Commercial Space

LONDON DOCK



1,800

*High-Quality Homes
Target development
completion by 2035*

LONDON DOCK



7.5ACRES
Open Space

LONDON DOCK



15ACRES
Mixed-Use

LONDON DOCK



1,600+
residents

*&
Places*

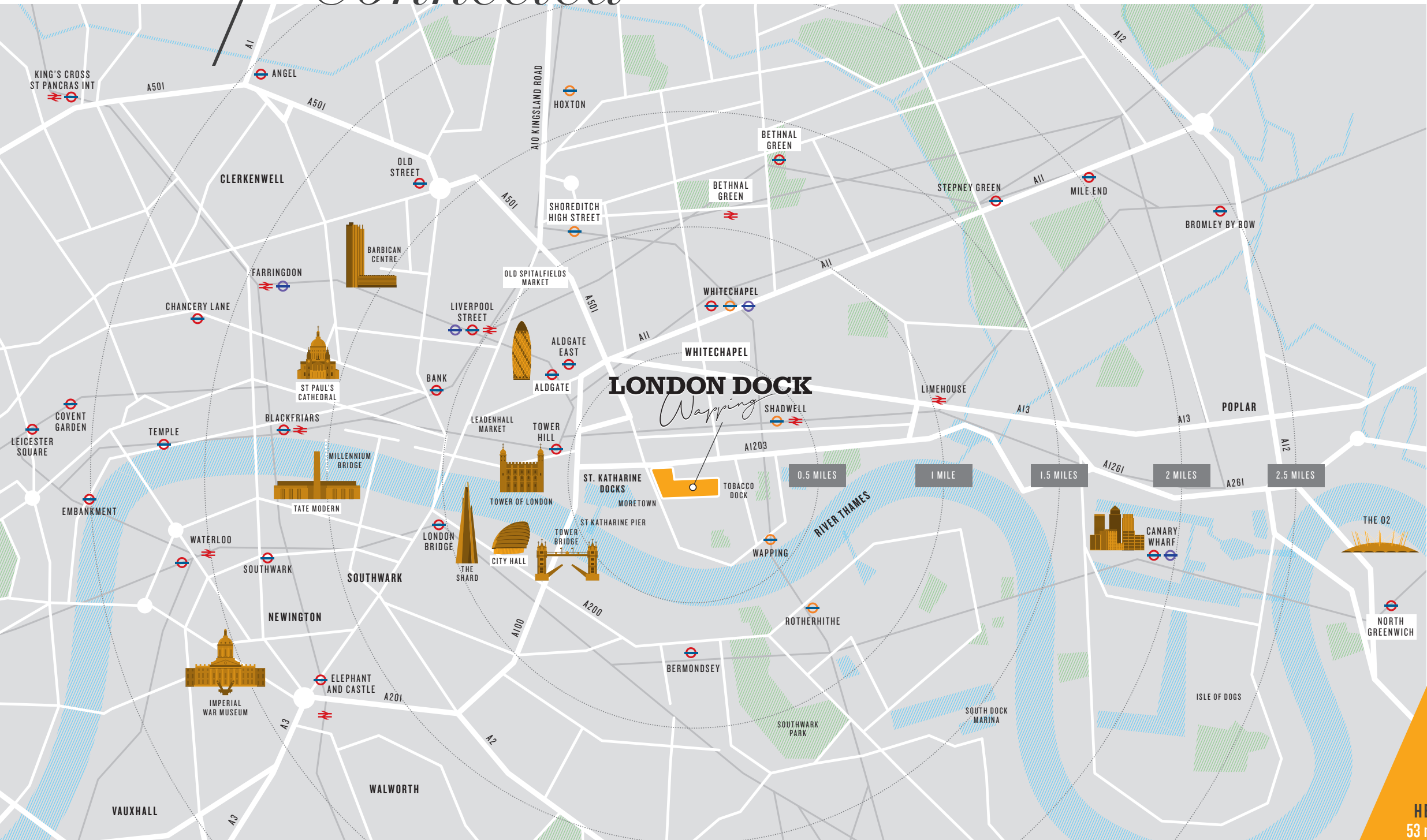


£2billion

*Approximate local
development & investment*

AREA
MAP

Connected



Map not to scale. All distances and times are indicative only.

TRAVEL TIMES
BY TUBE & RAIL



BANK	3 minutes
LIVERPOOL STREET	4 minutes
LONDON BRIDGE	6 minutes
KING'S CROSS ST PANCRAS	12 minutes
CANARY WHARF	13 minutes
LONDON WATERLOO	16 minutes
CITY AIRPORT	17 minutes
HEATHROW AIRPORT	53 minutes

Times shown are from Wapping, Tower Hill or Shadwell stations. Source: TfL/google.

SITE
MAP

KEY

Available units

Occupied/under offer units

01 Sainsbury's

01A Benham Reeves

01B SLUFP

01C CHAMPAGNE ROUTE

02A CITY DOCK PHARMACY

02B CLUB PILATES

04A MOTHER DOUGH


04B URBAN BARISTAS

08 CROSSFIT

PENNINGTON STREET WAREHOUSE

03B jtp

04A/04B bow arts



Up to
1,800
new homes



CANARY WHARF

THE CITY

SHOREDITCH

PENNINGTON STREET WAREHOUSE





Gauging Square

A variety of spaces with large glazed frontages. Units on the bustling Gauging Square look out onto the choreographed water fountains, while Emery Wharf sits at the gateway to London Dock with exceptional roadside visibility.

COMMERCIAL UNITS AVAILABLE IN : GAUGING SQUARE

UNIT	BUILDING	LEVEL	AREA M ²	AREA F ²	AVAILABLE
02	Emery Wharf	Ground	103	1,103	NOW
03	Emery Wharf	Ground	282	3,031	NOW
05	Clipper Wharf	Ground	295	3,168	NOW
		First Floor	310	3,332	NOW
06	Cashmere Wharf	Ground	60	640	NOW
07	Cashmere Wharf	Ground	369	3,972	NOW

 Available units  Occupied/under offer units

FOR MORE INFORMATION

Emily Dumbell

BRUCE GILLINGHAM POLLARD

Phone: 07805 259793

Email: emily@brucegillinghampollard.com

Web: www.brucegillinghampollard.com

Will Penfold

BRUCE GILLINGHAM POLLARD

Phone: 07760 881270

Email: willp@brucegillinghampollard.com

Web: www.brucegillinghampollard.com



Bruce Gillingham Pollard and CF Commercial on their own behalf and on behalf of St George City whose agents Bruce Gillingham Pollard and CF Commercial are, gives notice that; (a) these particulars do not constitute in whole or in part an offer or contract for sale or lease; (b) none of the statements contained in these particulars as to the property are to be relied on as statements or representations of fact; and (c) the vendor/lessor does not make or give, and neither Bruce Gillingham Pollard and CF Commercial nor any of their members or any person in their employment has any authority to make or give, an representation or warranty whatsoever in relation to the property. The only representations, warranties, undertakings and contractual obligations to be given or undertaken by the vendor/lessor are those contained and expressly referred to in the written contract for sale or agreement for lease between the vendor/lessor and a purchaser or tenant. Prospective purchasers or tenants are strongly advised to: (a) satisfy themselves as to the correctness of each statement contained in these particulars; (b) inspect the property and the neighbouring area; (c) ensure that any items expressed to be included are available and in working order; (d) arrange a full structural (and where appropriate environmental) survey of the property; and (e) carry out all necessary searches and enquiries. M004/05CA/0424