

WEST QUAY



ROYAL ARSENAL
RIVERSIDE

ROYAL BOROUGH OF GREENWICH, LONDON

Berkeley
Designed for life



Lifestyle image on No.1 Street at Royal Arsenal Riverside

WELCOME TO
WEST QUAY
AT ROYAL ARSENAL RIVERSIDE

Experience an intimate collection of waterfront apartments from award-winning Berkeley.

West Quay is a beautiful riverside neighbourhood with stunning views out over the water and the adjacent Maribor Park. Each new apartment building takes its name from the area’s nautical history and has been elegantly styled with a contemporary design and quality finishes. Residents will benefit from the forthcoming on-site Crossrail station*, over 1km of river paths, a thriving Creative District at Royal Arsenal Riverside and exclusive access to, the wellness and relaxation centre - The Waterside Club.

Situated within its own private communal gardens and surrounded by four acres of parkland, West Quay is the perfect place to enjoy life beside the river.

West Quay sets you apart.

*Source: www.crossrail.co.uk



WEST QUAY

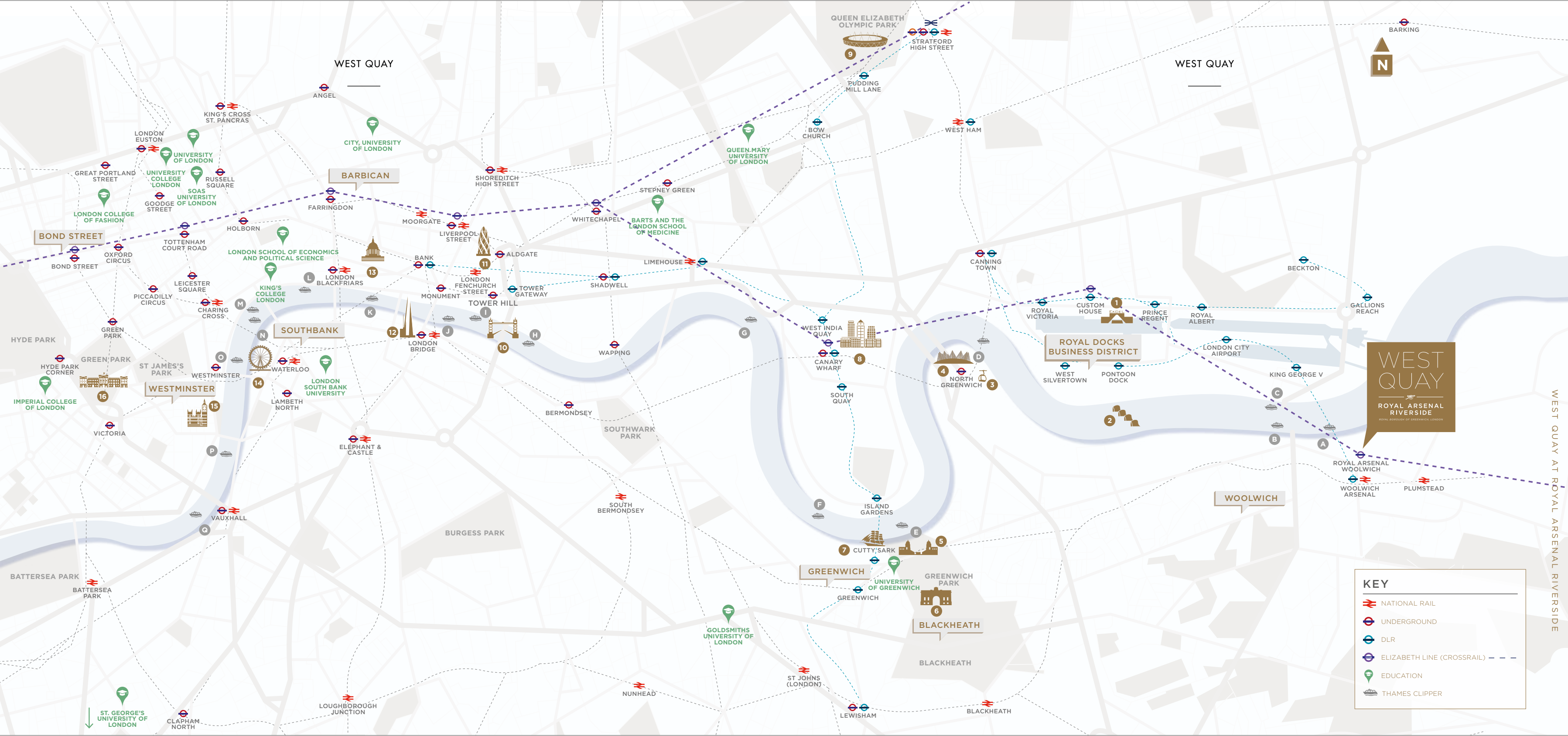
WEST QUAY

MINUTES FROM CANARY WHARF

WEST QUAY AT ROYAL ARSENAL RIVERSIDE

Computer Generated Image is indicative only

With balconies or terraces for every apartment, the architectural features of each building make the most of this spectacular waterfront location.



REMARKABLY WELL CONNECTED

West Quay at Royal Arsenal Riverside is a starting point for exploring London – close to local landmarks and easy to discover everything the Capital has to offer.

LANDMARKS

- | | |
|----------------------------|------------------------|
| 1 EXCEL CENTRE | 9 OLYMPIC STADIUM |
| 2 THE THAMES BARRIER | 10 TOWER BRIDGE |
| 3 EMIRATES AIRLINE | 11 30 ST MARY AXE |
| 4 THE O2 | 12 THE SHARD |
| 5 THE ROYAL NAVAL COLLEGE | 13 ST PAUL'S CATHEDRAL |
| 6 NATIONAL MARITIME MUSEUM | 14 THE LONDON EYE |
| 7 CUTTY SARK | 15 WESTMINSTER |
| 8 CANARY WHARF | 16 BUCKINGHAM PALACE |

THAMES CLIPPER

- | | |
|--------------------------|---------------------------|
| A WOOLWICH ARSENAL PIER | J LONDON BRIDGE CITY PIER |
| B WOOLWICH SOUTH PIER | K BANKSIDE PIER |
| C WOOLWICH NORTH PIER | L BLACKFRIARS PIER |
| D NORTH GREENWICH PIER | M EMBANKMENT PIER |
| E GREENWICH PIER | N FESTIVAL PIER |
| F MASTHOUSE TERRACE PIER | O WESTMINSTER PIER |
| G CANARY WHARF PIER | P MILLBANK PIER |
| H ST KATHARINE'S PIER | Q ST GEORGE WHARF PIER |
| I TOWER HILL PIER | |

Forthcoming on-site Crossrail station at Royal Arsenal Riverside. Source: www.crossrail.co.uk
Map is not to scale and is indicative only

WEST QUAY



ELIZABETH LINE*

CANARY WHARF
08 mins

LIVERPOOL STREET
14 mins

FARRINGTON
17 mins

BOND STREET
21 mins

PADDINGTON
25 mins

HEATHROW
50 mins

FROM WOOLWICH (ON-SITE) *FORMERLY CROSSRAIL



QE2 PIER/THE O₂
06 mins

GREENWICH
15-20 mins

CANARY WHARF
20-30 mins

LONDON BRIDGE
30-40 mins

EMBANKMENT
45 mins

BLACKFRIARS
49 mins

FROM WOOLWICH ARSENAL PIER (ON-SITE)



BLACKHEATH
14 mins

GREENWICH
14 mins

LONDON BRIDGE
23 mins

WATERLOO EAST
29 mins

CANNON STREET
29 mins

CHARING CROSS
35 mins

FROM WOOLWICH ARSENAL STATION

WEST QUAY

ONE OF THE BEST CONNECTED DEVELOPMENTS IN LONDON

*Whether the destination is across town or beyond,
West Quay offers a number of simple ways to travel.*

LONDON CITY AIRPORT
07 mins

CANNING TOWN
12 mins

CANARY WHARF
20 mins

STRATFORD
22 mins

BANK
27 mins

TOWER GATEWAY
29 mins



DLR

FROM WOOLWICH ARSENAL

AMSTERDAM
1 hr

PARIS ONLY
1 hr 15 mins

FRANKFURT
1 hr 30 mins

ZURICH
1 hr 35 mins

GENEVA
1 hr 40 mins

MILAN LINATE
2 hrs

VENICE
2 hrs

NEW YORK
7 hrs 30 mins



FROM LONDON CITY AIRPORT

M25
24 mins

LONDON CITY AIRPORT
32 mins

EBBSFLEET INTERNATIONAL
35 mins

BOND STREET
36 mins

GATWICK AIRPORT
1hr 4 mins

EUROTUNNEL
1hr 20 mins



FROM ROYAL ARSENAL RIVERSIDE

WEST QUAY AT ROYAL ARSENAL RIVERSIDE

Timings are approximate, correct at time of print and do not include walking/transfer times.
Sources: www.crossrail.co.uk www.tfl.gov.uk www.thamesclippers.com www.londoncityairport.com and www.google.co.uk/maps
*Forthcoming on-site Crossrail station at Royal Arsenal Riverside.

WEST QUAY

WEST QUAY

LIFE AT WEST QUAY

*Leading onto the riverside
walk and a new landscaped
park via its own private
communal gardens,
West Quay combines easy
transport connections with
an idyllic setting – the ideal
combination for urban living.*

WEST QUAY AT ROYAL ARSENAL RIVERSIDE

|| THE BUILDINGS ARE CONFIGURED TO OPTIMISE
THEIR RELATIONSHIPS TO BOTH ONE ANOTHER AND
TO MAXIMISE VIEWS OUTWARDS TO THE RIVER. ||

Simon Bowden

Founder and Director of Simon Bowden Architecture




Artist's impression, indicative only

AN ARCHITECT'S VISION

*Renowned architect, Simon Bowden,
has beautifully designed each building.*

His portfolio includes the Modular Theatre in Hong Kong and the Blue Opal Theatre in Sydney and his artistic flair is evident in the colours and features that define both the façades and the interiors.

The sense of space is unlike anywhere else, with no more than eight homes on every floor. Wide hallways lead to most apartments, while all offer private balconies or terraces. Inside, generous open plan living areas and dual aspect rooms are filled with natural light.



Concept sketch, indicative only



WEST QUAY



WEST QUAY

|| DESIGNED IN HARMONY WITH THE WATERFRONT, THE REFINED SILVER, GOLD AND BRONZE COLOUR PALETTE ENHANCES THE DISTINCTIVE BUILDING FORMS AND ADDS VARIETY AND RICHNESS TO WEST QUAY. ||

Simon Bowden
 Founder and Director of Simon Bowden Architecture

RESIDENTS' GARDENS

A dedicated play area creates a safe environment for children.



Ornamental and biodiverse planting offers a characterful space for residents.

SURROUNDED BY BEAUTIFUL GARDENS

Residents of West Quay enjoy exclusive access to private communal gardens filled with mature trees, colourful flowers and manicured lawns.

The landscapes have created a space that can be appreciated all year round by residents young and old. In these private communal gardens the attention to seasonal and sensory planting creates a splendid space in which to spend time outdoors yet close to home. Here, residents can relax in peaceful surroundings exclusively for those living at West Quay.

Children will enjoy the specially designed play area. While adults will appreciate the peace of the private courtyard, including warm timber seats for time in the sun. The wide variety of native trees, grasses and shrubs planted throughout the gardens provide food and habitat for a range of wildlife – all carefully tended by the Royal Arsenal Riverside estate team.

WEST QUAY

CLOSER TO NATURE

Private communal gardens of mature trees, colourful flowers and manicured lawns are exclusively for residents of West Quay.

WEST QUAY

WEST QUAY AT ROYAL ARSENAL RIVERSIDE

Computer Generated Image is indicative only

STYLISH INTERIORS

With lighter colour palettes, textured timber finishing and bright surfaces, interiors at West Quay are designed to fill every apartment with natural light.

Living spaces feature floor-to-ceiling windows and doors that slide open onto a balcony or terrace to encourage a sense of indoor/outdoor living. The view from each apartment is just as easy to enjoy from inside the apartment, with luxurious, light-filled rooms that are made for relaxing.

Combining clean lines, subtle tones and hand-selected fittings, the Berkeley interior design team has elevated these spaces from the functional to the simply beautiful. In every room, they have added design flourishes that indulge the senses – from the bronze mirrored splashback in the kitchen to the polished marble effect tiles in the bathroom.



|| INSPIRED BY THE HORIZON AND THE RIVER, WE WANTED TO
BRING THE OUTDOORS INSIDE AND CREATE SPACES THAT WOULD
JUST TAKE YOUR BREATH AWAY. ||

Maria Matiopoulou
Berkeley Interior Design Manager



Lifestyle image in West Quay Showhome at Royal Arsenal Riverside

ATTENTION TO EVERY DETAIL

Created to meet the demands of modern living, apartments feature fully-fitted kitchens that stand up to the rigours of daily life. Individually designed layouts, composite quartz worktops and warm timber flooring showcase the variety, texture and sense of space. With state-of-the-art appliances, everything a contemporary home needs is right at hand.

BREATHTAKING VIEWS



Photography of view from Royal Arsenal Riverside is indicative only

In all directions, the views from West Quay are breathtaking, with the buildings designed to make the most of the panorama that stretches across the river or the new four acre Maribor Park.

Every apartment benefits from its own generous lantern balcony or terrace – making West Quay the perfect spot for summer evenings.



Photography of West Quay Showhome at Royal Arsenal Riverside, indicative only



Lifestyle image in West Quay Showhome at Royal Arsenal Riverside



THE WATERSIDE CLUB

*West Quay residents enjoy
exclusive membership of
The Waterside Club – the on-site
health and wellbeing centre
right at the heart of
Royal Arsenal Riverside.*




Photography of The Waterside Club

WEST QUAY AT ROYAL ARSENAL RIVERSIDE

A LUXURIOUS 20-METRE POOL

OUTSTANDING RESIDENTS' FACILITIES

The Waterside Club includes exclusive use of the five-star facilities such as the 20-metre swimming pool, sauna and steam room as well as the fitness suite and treatment room.



20-METRE PRIVATE POOL • SPA POOL, SAUNA & STEAM ROOM
STATE-OF-THE-ART GYM • POOLSIDE LOUNGERS
TREATMENT ROOM • PRIVATE RESIDENTS' CINEMA
CONCIERGE • RESIDENTS' LOUNGE & RECEPTION AREA



MARIBOR PARK

The vision for the new four acre Maribor Park was to seamlessly connect the river, the residences and the landscape with the area's heritage.



WEST QUAY

WEST QUAY

REFLECTING A RIVER'S JOURNEY

Award-winning landscape designers, Gillespies, drew inspiration from the sense of connectivity to create an elegant central park full of tranquil spaces.

West Quay is adjacent to the beautiful Maribor Park that has been carefully cultivated to embrace the many aspects of the English countryside.

This grand open green space leads through Royal Arsenal Riverside to the river beside West Quay. Residents and visitors alike can share the space and enjoy more time among nature.



Illustration of Maribor Park, indicative only

|| THE PARK GATHERS TOGETHER A SERIES OF STRANDS THAT MEET AND MOVE TOWARDS THE WATER'S EDGE. CASCADING WATER PASSES THROUGH THE HEART OF THE PARK, WITH ITS RICH AND DIVERSE PLANTING, ACHIEVING A VARIETY OF SPACES FOR INFORMAL PLAY, TO ENGAGE WITH THE WATER OR SIMPLY TO ENJOY THE JOURNEY DOWN TO THE RIVER. ||

Steve Wardell
Managing Partner Gillespies



Lifestyle images are indicative only

A PEACEFUL PLACE FOR ALL

From sensory planting to waterways and parkland the size of 13 Olympic swimming pools, Maribor Park invites everyone to embrace the great outdoors.



OPENING OUT ONTO
1KM OF RIVERSIDE WALK

Maribor Park extends the length of Royal Arsenal Riverside towards the kilometre-long promenade right beside West Quay.

As Maribor Park sweeps down towards the water, it meets the river walk that is part of a rejuvenated Thames Path.

From here cyclists, walkers and runners can head west towards the city centre or follow the trail further east past the widest point in the river.



Lifestyle image on the riverside walk at Royal Arsenal Riverside

A TRULY UNIQUE SETTING



WEST QUAY AT ROYAL ARSENAL RIVERSIDE

ROYAL ARSENAL RIVERSIDE

Life at West Quay puts the delights of Royal Arsenal Riverside at your disposal. Discover new and historical buildings transformed into a mix of eateries, coffee shops and everything required for a convenient lifestyle.



INSPIRED BY HISTORY

The origins of the Royal Arsenal can be traced back to the creation of Woolwich Dockyard, established by Henry VIII in 1512 to build warships to protect the nation.

The Royal Arsenal's military history centres on its strategic position on the River Thames. This site at Woolwich was conveniently placed to equip navy vessels with cannon and artillery – examples of which are celebrated at the Tall Ships Festival at Royal Arsenal Riverside.

Originally it was the site of an Iron Age fort and Roman barracks. However, the first recorded building in the Arsenal dates back to the mid-16th century. From that point on, it became famous as a centre for weapons manufacturing and research.



A DISTINGUISHED HISTORY

By 1696, the Royal Laboratory was established here for the making of 'fireworks' and then gunpowder, shots and shells. The east and west pavilions of what was known as Laboratory Square have survived. Today, the original architecture informs the character of Royal Arsenal Riverside, where such iconic buildings have been restored and brought back to life for everyone to enjoy.





ROYAL ARSENAL RIVERSIDE HAS BEEN TRANSFORMED INTO AN EXCLUSIVE AND VIBRANT COMMUNITY

- Future Phase
- Completed Phase

- | | | |
|----------------------------|-------------------------------------|---|
| 1 Farmers' Market | 9 Con Gusto Restaurant | 17 Royal Arsenal Dentist |
| 2 Stephen James BMW Centre | 10 Taproom | 18 Royal Arsenal Medical Centre |
| 3 Marks & Spencer | 11 The Guard House | 19 Zeeba Daycare |
| 4 Sainsbury's | 12 Beefeater Restaurant | 20 The Waterside Club |
| 5 Tesco | 13 Forthcoming Creative District | 21 Woolwich Arsenal Pier (Thames Clipper) |
| 6 Barclays | 14 Club Concierge | |
| 7 Boulangerie Jade | 15 Premier Inn | |
| 8 Dial Arch Pub and Dining | 16 Berkeley Sales & Marketing Suite | |

ALWAYS SOMETHING GOING ON

Royal Arsenal Riverside Explore (RARE) is a new retail, leisure and cultural hub for this thriving area of London.

Residents have access to coffee shops and places for dinner, groceries, a pharmacy, doctors' surgery, nursery, gym and 24-hour Concierge on-site.

With dedicated venues for the arts as well as spaces for community activities and classes, this is where the wider community comes together.



@RARE_EXPLORE



www.rare.london

R | A | R | E




Lifestyle image at Dial Arch, Royal Arsenal Riverside



Lifestyle image of previous RARE event at Royal Arsenal Riverside



Lifestyle image indicative only



Lifestyle image at Boulangerie Jade, Royal Arsenal Riverside

YEAR ROUND EVENTS

Royal Arsenal Riverside plays host to over 60 events each year. At the Tall Ships Festival, people enjoyed fairground rides, performances and re-enactments that stretch from Dial Arch Square and down No.1 Street towards the river. There is a monthly farmers' market as well as seasonal events like the Christmas Fête or the summer party, with rides, street food and live entertainment.



R | A | R | E



SO MUCH MORE TO COME

The forthcoming Creative District will complement the growing number of creative businesses that are already based here.

Set to rival South Bank, the 16,500m² Creative District will soon provide space for a 450-seat theatre and a base for internationally acclaimed theatre companies.

The performance courtyard will have outdoor seating for up to 600 and there will be 10 rehearsal studios.

The Chineke! Orchestra and the hugely popular immersive theatre group, Punchdrunk, are part of the Creative District alongside Woolwich-based Protein Dance.

Meanwhile, the annual Woolwich Contemporary Print Fair will continue its residence in the new gallery space in the former carriage factory.



R | A | R | E



Artist's impression, indicative only



Image indicative only



Woolwich Contemporary Print Fair



Image indicative only



Image indicative only



Lifestyle image at Dial Arch, Royal Arsenal Riverside

CONVENIENCE AND CHOICE

*Life at West Quay places all the essential amenities
of Royal Arsenal Riverside close to home.*

For days and evenings spent locally there is a wide variety of facilities. The state-of-the-art gym, nursery, doctors' surgery and Barclays Bank are all just around the corner.

There is also a number of pubs, bars and restaurants as well as a choice of supermarkets, including Tesco, Sainsbury's Local and M&S Food Hall.



M&S Food Hall, Royal Arsenal Riverside



Image indicative only



Royal Resistance fitness club, Royal Arsenal Riverside



Statues at No.1 Street, Royal Arsenal Riverside



Con Gusto Restaurant at Royal Arsenal Riverside



Lifestyle image at Dial Arch, Royal Arsenal Riverside



Photography of Maribor Park



Lifestyle image at The Guard House, Royal Arsenal Riverside

WOOLWICH

LONDON CALLING

*From lazy days by the river,
time in the gym or working at
home, West Quay is the ideal
setting. Yet with convenient
links to central London, the
delights of this world-class
city are never far away.*



WEST QUAY

WEST QUAY

ALL WITHIN EASY REACH

London life is rich and diverse, with many of the best known destinations rivalled by local hidden gems.

The neighbourhoods surrounding West Quay offer so much to see and do – from the glorious open spaces of Greenwich and the historic back streets of Blackheath to the cultural events of Woolwich.

Central London is within easy reach too, providing some of the world’s best shopping and entertainment via Covent Garden, Bond Street and on to Chelsea.



On-site Thames Clipper service



WEST QUAY

WEST QUAY

WEST QUAY AT ROYAL ARSENAL RIVERSIDE

Greenwich Park

NEW PLACES TO EXPLORE

A short distance from West Quay, the Royal Borough of Greenwich is a favourite for locals and visitors alike. Greenwich Village is awash with history and its cafés, bars and eateries are the ideal spots to spend time close to home socialising and relaxing with friends or family.

WOOLWICH

Woolwich is a colourful and creative area that will surprise and delight in equal measure.

The district surrounding West Quay is an up-and-coming London hotspot, Woolwich is making its mark as a vibrant and thriving destination. From local favourites close to Woolwich Arsenal station to Con Gusto Restaurant at Royal Arsenal Riverside, this is an area noted for its culinary taste.

Residents of West Quay will also enjoy the many cultural and community events that take place in Woolwich throughout the year, including the spectacular summer ‘Greenwich and Docklands International Festival’. This colourful event provides vibrant outdoor performances of theatre, music and dance for everyone to enjoy.



**WOOLWICH
STATION**

5
mins

Timings are approximate.
Source: www.google.co.uk/maps





WEST QUAY

WEST QUAY

GREENWICH & BLACKHEATH

Historic Greenwich has much to explore, while the picturesque village of Blackheath has an unrivalled history.

Visitors to Greenwich enjoy charming boutiques and London's only historic market set in a World Heritage Site. There is also the opportunity to explore the steeply sided park, visit the world's largest National Maritime Museum or see the stars at the world-famous Observatory.

To the south of Greenwich lies Blackheath. Renowned for its large expanse of parkland with royal links dating back to the 15th century, it also marks the start of the annual London Marathon.



BLACKHEATH

11

mins



GREENWICH

13

mins

Timings are approximate and do not include walking/transfer times.
Source: www.tfl.gov.uk



Lifestyle image indicative only



Image indicative only



Boulangerie Jade, Royal Arsenal Riverside



Greenwich Market

Perfect for a day out close to West Quay, the village of Blackheath is a diverse blend of Regency architecture, local boutiques and – like Greenwich – any number of interesting places to eat and drink. Greenwich Market opens seven days a week and is home to a charming mix of eccentric stalls and permanent shops.



All Saints Church, Blackheath

CANARY WHARF & THE O2

The world-class entertainment on offer at the O2 and Canary Wharf is just around the corner.

Looking out from West Quay on the same side of the river is one of the country's best-loved venues. The O2 Arena welcomes some of the biggest stars in music and entertainment. This exciting space is also home to a huge cinema, bowling alleys and exhibition galleries and can accommodate as many as 20,000 people at once.

On the opposite bank of the river, Canary Wharf also boasts a thriving cultural scene. There are over 120 boutiques and big name brands plus many places to eat and drink after work. It also has a cinema, an arts programme and events running throughout the year as well as the stunning events space at the East Wintergarden.



**CANARY
WHARF**

8
mins




O2

25
mins

Timings are approximate and do not include walking/transfer times.
Sources: www.crossrail.co.uk www.tfl.gov.uk



The O2 Arena



Lifestyle image indicative only



Lifestyle image indicative only



WEST QUAY

St Paul's Cathedral and Millennium Bridge

WEST QUAY

A GLOBAL BUSINESS HUB

The Capital's businesses are expanding eastwards from central London, finding new spaces along the river.

The City of London surrounds the iconic St Paul's Cathedral but is just one of two global financial centres only minutes from West Quay. Canary Wharf's iconic skyline is visible from riverside balconies and with the forthcoming Crossrail it will be only eight minutes away from Royal Arsenal Riverside.

With nearby London City Airport flying as far afield as New York, business travellers also benefit from direct links to Europe and the world's key business destinations. Whether travelling for business or pleasure, Heathrow will be just 50 minutes away by Crossrail.


LONDON CITY
AIRPORT

7
mins


CANARY
WHARF

8
mins


LIVERPOOL
STREET

14
mins


BOND
STREET

21
mins


LONDON
BRIDGE

23
mins


HEATHROW
AIRPORT

50
mins

Timings are approximate and do not include walking/transfer times.
Sources: www.crossrail.co.uk www.tfl.gov.uk

THRIVING BUSINESS COMMUNITY



West Quay is conveniently positioned close to major employment hubs like Canary Wharf and the City. There is also a thriving business scene here with new premises that play host to a range of start-up and established employers.

Investment in Woolwich High Street is attracting new retailers to the area. London City Airport is expanding, with an extended runway set to offer increased capacity for more flights to Europe. Meanwhile, London's third business district is taking off at nearby Royal Albert Dock and will become a centre for high tech overseas businesses.


CANARY WHARF
8
mins


LONDON CITY AIRPORT
7
mins

Timings are approximate and do not include walking/transfer times.
Sources: www.crossrail.co.uk www.tfl.gov.uk



WEST QUAY AT ROYAL ARSENAL RIVERSIDE



Lifestyle image is indicative only

THE ULTIMATE LONDON LIFESTYLE



WEST QUAY AT ROYAL ARSENAL RIVERSIDE



BOND STREET

21 mins

With so much on offer in London – from the finest Michelin starred restaurants and exclusive bars to award-winning theatre, entertainment and culture as well as the arts, fashion and shopping – the choice seems never-ending. And with the West End less than 20 minutes away* via Crossrail from Royal Arsenal Riverside, all this is right on the doorstep of West Quay.

*Source: www.crossrail.co.uk

DESIGNED FOR LIFE

Buying a home is one of the most important decisions you will ever make. The qualities that make Berkeley different mean that you can choose a new home from us with complete confidence.

Our customers are at the heart of all our decisions. We aim to understand their needs and consistently meet or exceed their expectations. The service we provide is professional, efficient and helpful to make the home buying process as straightforward and enjoyable as possible. Our levels of customer service aim to be comparable to other top brands.

CUSTOMER SERVICE IS OUR PRIORITY

All our customers are provided with a commitment that when they buy a new home from Berkeley they can be safe in the knowledge that it is built to very high standards of design and quality, has low environmental impact and that they will enjoy an exceptional customer experience. Each customer receives tailored information relating to their purchase and has a dedicated point of contact throughout the customer journey.

GREEN LIVING AND SUSTAINABLE DEVELOPMENT IS TOP OF OUR AGENDA

As a company, we are committed to reducing energy, water and waste on our construction sites, in our offices and in the homes that we build. Almost all of our developments are built on brownfield land and we always take care to protect and enhance biodiversity and natural habitats. Our homes include features to encourage sustainable living such as dual-flush WCs, recycling bins and energy efficient white goods.

QUALITY IS AT THE HEART OF EVERYTHING WE DO

At Berkeley, quality takes precedence, from choosing the right location and style of home, to the construction processes we practice, the materials we use and the specifications we put into our homes. For extra peace of mind, in addition to the 10-year warranty all new homes receive, Berkeley operates a 2-year policy with dedicated Customer Service teams on hand 24 hours a day to deal with enquiries quickly and effectively.

UNPARALLELED CHOICE OF HOMES IN THE MOST SOUGHT AFTER LOCATIONS

As one of the UK's leading house builders, we are able to offer our customers an unrivalled choice of property location, size and type. From city penthouses to country retreats, modern studio apartments to traditional family homes, you will find the perfect home to match your requirements. Our homes are also built in some of Britain's most desirable locations from market towns and rural villages to major towns and cities, and countryside to the coast – we build in the locations you want to live.

A COMMITMENT TO CREATING SUSTAINABLE COMMUNITIES

Berkeley's homes and developments are not just built for today. They are designed to enhance the neighbourhoods in which they are located permanently. We achieve this through our commitment to excellence in design, sensitive landscaping, sympathetic restoration, and impeccable standards of sustainability. We aim to address the needs not only of our customers but their neighbours and the broader community of which they are a part. It is a long-term view: we want to create exceptional places for people to live, work and relax in, and build communities that will thrive today and for years to come.

BERKELEY. A COMMITMENT TO THE FUTURE

Over the years, the Berkeley Group has won many prestigious awards for the quality, design and sustainability of its developments.



Our Vision is Berkeley's strategic plan for the business, designed to raise standards higher still. Our goal is to be a world-class business, defined by the quality of the places we create, generating long-term value and having a positive impact on society.

We take our responsibilities towards our customers, the environment, our workforce and the communities in which we work very seriously.

Our plan for the business has five areas of strategic focus:

Customers, Homes, Places, Operations and Our People.

OUR VISION

To be a world-class business, defined by the quality of the places we create, generating long-term value and having a positive impact on society.

AN EXCEPTIONAL CUSTOMER EXPERIENCE

We put customers at the heart of our decisions. Dedicated sales teams will provide exceptional service throughout the buying process, and teams will manage the customer relationship from exchange of contracts through to completion, delivery of the new home and after occupancy.

HIGH QUALITY HOMES

We aim to build high quality, well-designed homes with low environmental impact, where customers have the opportunity to achieve healthy, comfortable and sustainable lifestyles, now and in the future. Attention to detail in design is paramount to ensure our homes meet the needs of our customers.

GREAT PLACES

We seek to create strong communities where people choose to live, work and spend their time and which directly encourage people's wellbeing and quality of life. These are places characterised by the quality of their design, external spaces, transport and access to jobs and amenities.

EFFICIENT AND CONSIDERATE OPERATIONS

We reduce the impact of the construction process on the local community by registering all of our sites with the Considerate Constructors Scheme. We set targets to reduce water, energy and waste. We work with our supply chain to ensure high quality services and materials are consistently provided.

A COMMITMENT TO PEOPLE AND SAFETY

The safety, health, wellbeing and development of our people is a high priority. We aim to have a positive impact on society through our support of the Berkeley Foundation.

THE BERKELEY FOUNDATION

We set up the Berkeley Foundation in 2011. It supports voluntary sector organisations to improve people's lives in the communities where we work, and last year worked with 49 different organisations and their beneficiaries.

Our staff have been instrumental in making the Foundation grow, with over 60% getting involved last year and raising over £935k. They also give their time and skills, for example by mentoring young people to help them become more confident and job ready.

Since its launch, the Foundation has committed over £14.9 million to more than 100 charities and worthy causes. Berkeley Group covers all overhead costs, so all money raised goes directly to charitable causes.





Lifestyle images are indicative only

SUSTAINABILITY AT ROYAL ARSENAL RIVERSIDE

Creating contemporary and considered sustainable new homes and places.

DESIGNED TO HIGH SUSTAINABILITY STANDARDS

At Berkeley, environmental sustainability means managing and minimising the environmental impact from our operations and delivering homes and communities that are environmentally sound, as well as being designed and built to a high quality.

Berkeley is committed to sustainable, energy efficient development from recycling of construction and office waste to the use of sustainably sourced materials. The cornerstone of our approach is to reduce the resources used at the development during construction and occupation and enhance the site's ecological features and assets.

ENERGY EFFICIENCY

Berkeley adopts a 'Fabric First' approach, this is about designing new build homes with energy efficiency and sustainability in mind – from heating and lighting, down to the insulation used. 'Fabric First' includes an enhanced insulation which is used for the floors, walls, roofs and windows, which keeps more heat in. Each new build home has a high air-tightness target which means less heat is lost, making the home more energy efficient. Thereby, reducing the long-term energy demands and carbon footprint of the site.

Additional features include:

- A+ rating to fridges, freezers and dishwashers
- Low energy lighting is installed throughout all homes and externally.

WASTE

All homes are provided with internal recycling bins within the kitchen areas to encourage the segregation of waste, in addition to the required external bins.

WATER

Water reduction methods will be implemented, such as dual flush WCs and flow regulated / aerated taps and showers.

SUSTAINABLE TRANSPORT

Positioned in Royal Arsenal Riverside, West Quay offers easy access to London City Airport, Canary Wharf, and central London via the DLR from Woolwich Arsenal and the Thames Clipper, which docks on-site. Crossrail is also forthcoming, allowing for even faster connections to key locations across London and beyond.

A cycle lane runs along the riverfront connecting the site to places of interest such as Greenwich and secure cycle parking facilities allow for easy storage for bikes.

A car sharing scheme is available on the development providing the convenience of having a car available when needed without the expense and worry of maintaining your own vehicle.

COMMUNITY FACILITIES

Royal Arsenal Riverside is an established community, and residents benefit from existing and forthcoming on-site facilities including gym, fitness and yoga studios, Tesco Express, M&S Simply Food, MedicX Pharmacy, Young's Pub & Dining, cafés, Sainsbury's supermarket, dentist, Zeeba Day Care, Con Gusto restaurant, and many more to arrive. Further shops and facilities are available on Woolwich High Street.

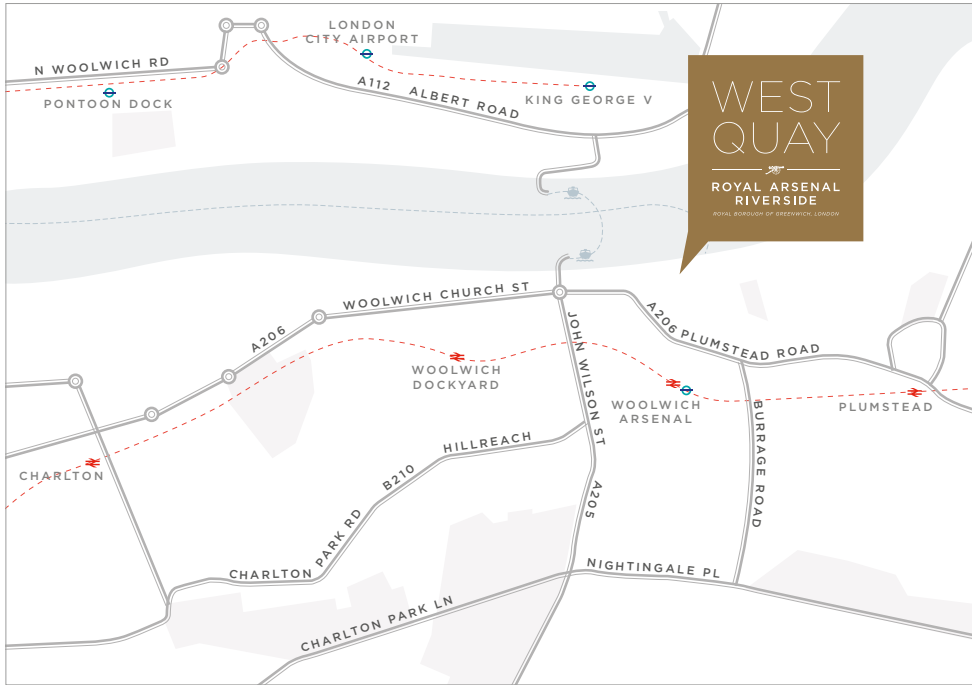
Royal Arsenal Riverside Explore (RARE) organises regular events including a fortnightly farmers' market, a Christmas event and summer fête, as well as hosting art installations and cultural events.

The Royal Borough of Greenwich has plans to develop their buildings on Royal Arsenal in an arts and cultures hub which will further enhance community activities in the area.

WEST QUAY

To find out more about West Quay
at Royal Arsenal Riverside:

CONTACT US



SALES & MARKETING SUITE

Imperial Building,
No. 2 Duke of Wellington Avenue,
Woolwich, London, SE18 6FR

CONTACT

T: 020 8331 7130
E: royalarsenal.sales@berkeleygroup.co.uk
www.royalarsenalriverside.co.uk



Proud to be a member of the
Berkeley Group of companies



Investor in
Customers
Gold 2018

The information in this document is indicative and is intended to act as a guide only as to the finished product. Accordingly, due to Berkeley's policy of continuous improvement, the finished product may vary from the information provided. These particulars should not be relied upon as accurately describing any of the specific matters described by any order under the Property Misdescriptions Act 1991. This information does not constitute a contract, or warranty. The dimensions given on plans are subject to minor variations and are not intended to be used for carpet sizes, appliance sizes or items of furniture. Royal Arsenal Riverside, West Quay, Compass Wharf, Navigator Wharf, Galley Wharf, Seafarer Wharf, Sailors Wharf and Lantern Wharf are marketing names and will not necessarily form part of the approved postal address. Applicants are advised to contact Berkeley to ascertain the availability of any particular property. Sold subject to planning permission. Z360/05CA/0319



Lifestyle image at Dial Arch, Royal Arsenal Riverside

