



KIDBROOKE VILLAGE

COMMERCIAL

ROYAL BOROUGH OF GREENWICH
SE3

Commercial Space available to
lease from 600 sq ft to 9,000 sq ft

A thriving new London neighbourhood in the Royal Borough of Greenwich.

Bringing people together through a vibrant offering of homes, shops, restaurants, cafes and vast open green spaces.



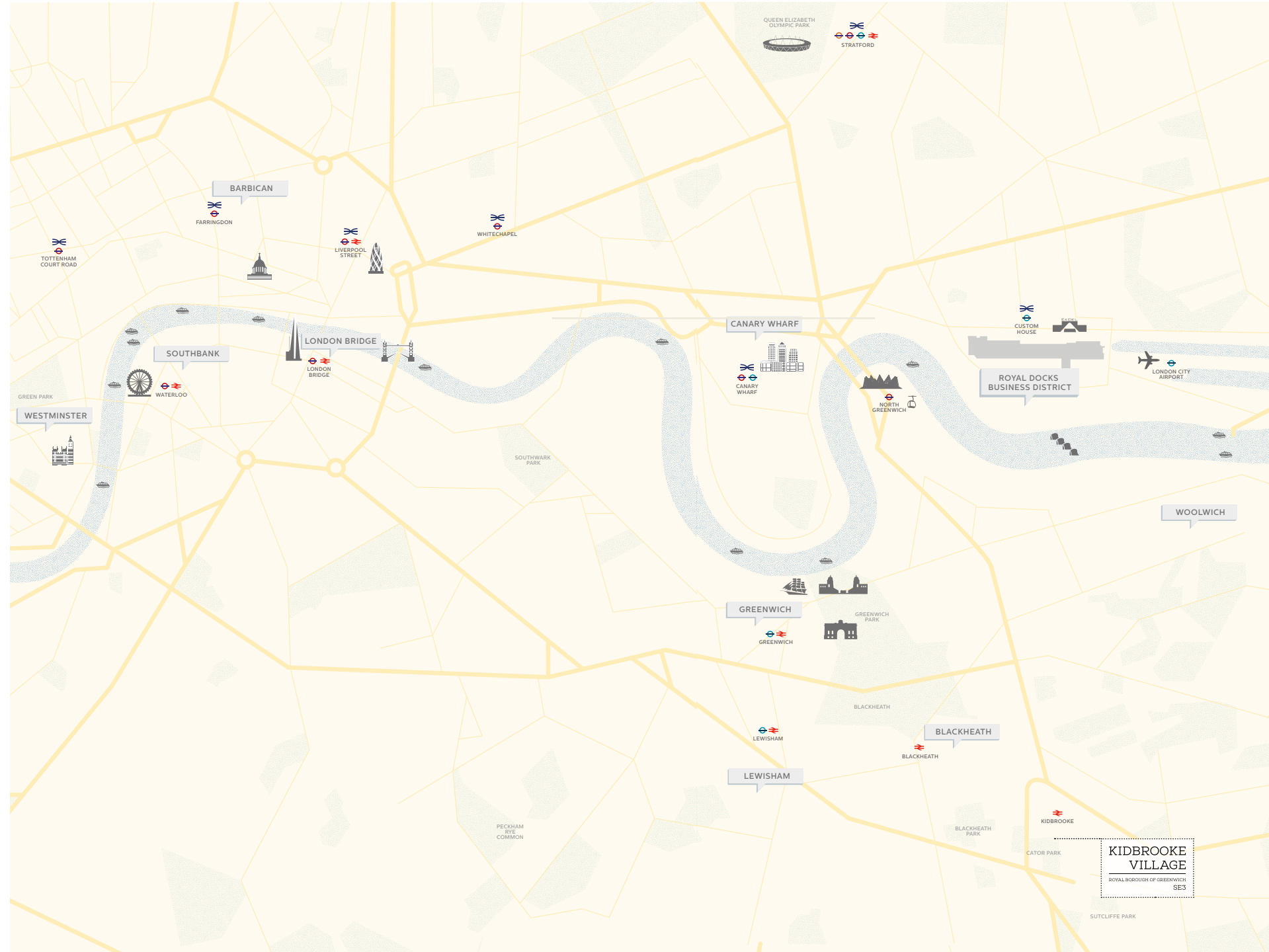
10
MINS

to Blackheath Village
with its selection of shops,
cafés and restaurants.



13
MINS

to Eltham with its
established high
street provision.





Already trading in the Village Square.

Sainsbury's



New Kidbrooke train station in Zone 3



60 car parking spaces available for customers



2,014 homes delivered
*approx 4,000 residents



Nursery opening
in Q4 2021




Community facility, medical
centre, dentist and pharmacy
opening in Q2 2022



Total homes upon
completion: 5,268
approx 13,000 residents



Residents within a 10- minute walk are likely to spend an estimated £48m a year on groceries and £149m on non-groceries



21,000 population within a 10-minute walk, by 2030



£197m

Future market size



Diverse Community

The local area offers high proportions of both family-centric groups and young career builders

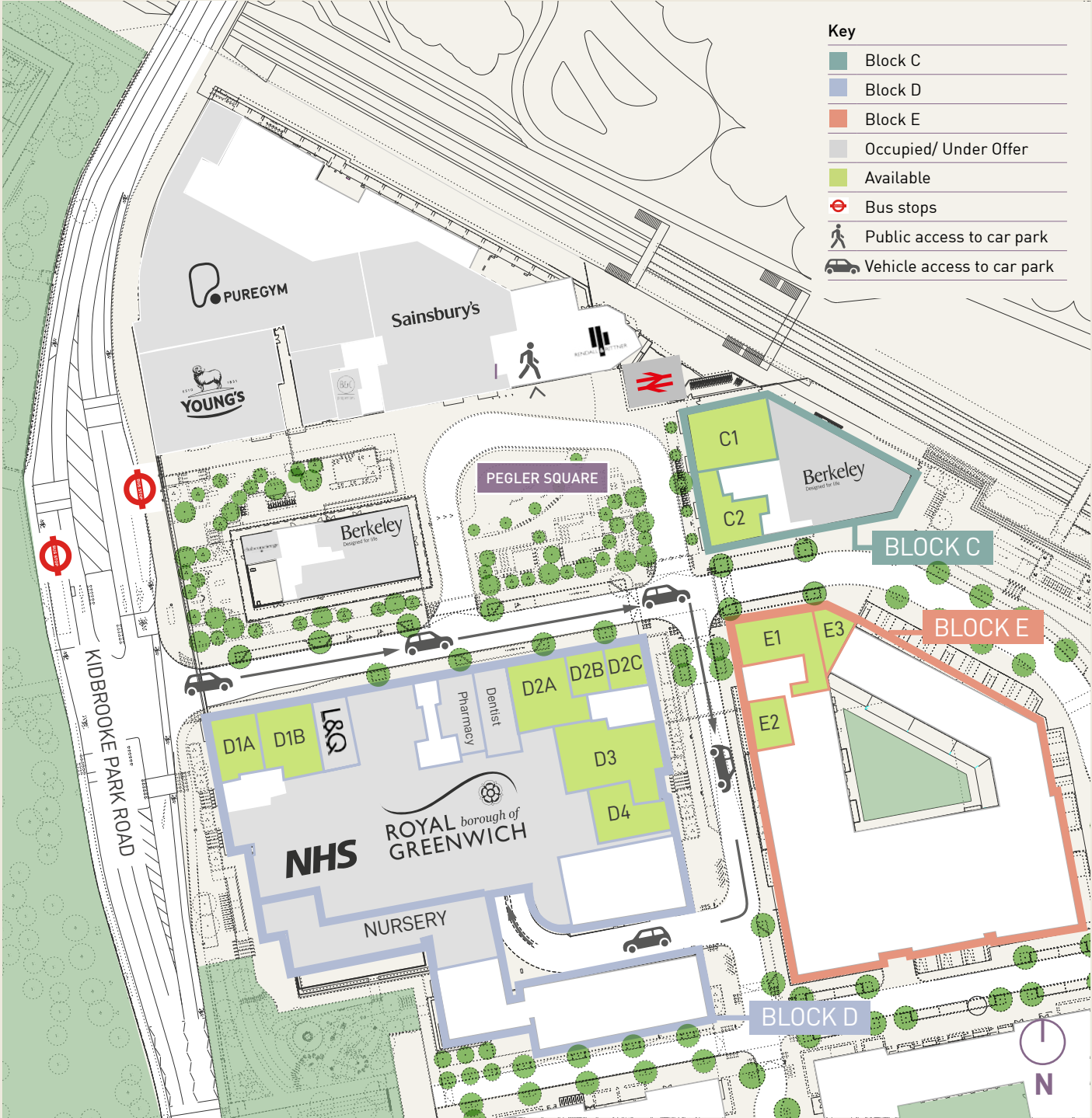
Available units

Block	Building	Unit	Use	Area	sqm	sq ft (GIA)	Completion
Block C	Agora Court	1	Class E	GF	202	2,176	Available
		2	Class E	GF	124	1,339	
Block D	Centrum Court	1A	Class E	GF	140	1,507	Available
		1B	Class E	GF	140	1,507	
		2A	Class E	GF	Up to 773 sqm / 8,321 sq ft		
		2B	Class E	GF			
		2C	Class E	GF			
		3	Class E	GF			
		4	Class E	GF			
		Block E		1	Class E	GF	
2	Class E			GF	76	818	
3	Class E			GF	60	646	
Total					2,417	27,531	

Occupied units

Block	Building	Occupier
Block A	Patterson Tower	PureGym
	Cottam House	Young's
	Marsden House	Baclis
	Hopgood Tower	Sainsbury's
Block B	Birch House	Berkeley Homes Sales and Marketing Suite
		Club Concierge
Block D	Centrum Court	L&Q Sales and Marketing Suite
		Nursery - Under Offer
		RBG and NHS Community Space

All sizes are indicative. The unit size can be adjusted dependent on specific requirements.



Commercial Space available to lease from 600 sq ft to 9,000 sq ft



Harriet Gidney

harriet@cfcommercial.co.uk

M: 07795 277 762

Annabel Magnay

annabel@cfcommercial.co.uk

M: 07722 008 841

Misrepresentation Act: Whilst the statements in these particulars are given in good faith and as a general guide to the property they do not form any part of an offer or contract. Neither the vendor, lessor or any person in the employment of CF Commercial has any authority to make or give any representation or warrant whatsoever in relation to this property. Interested parties must satisfy themselves by inspection or other means as to the correctness of these particulars. August 2021.

Designed and produced by graphicks | 0203 435 6952 | www.graphicks.co.uk

KIDBROOKE
VILLAGE

COMMERCIAL

ROYAL BOROUGH OF GREENWICH

SE3

Berkeley
Designed for life